

D

C

B

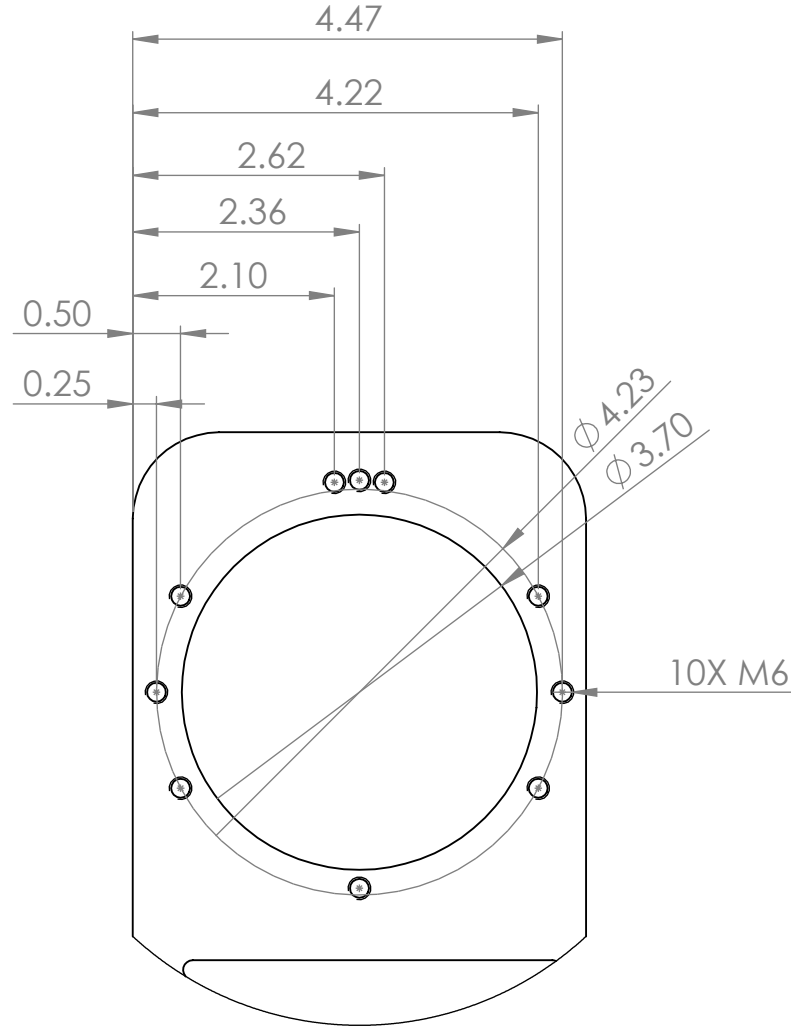
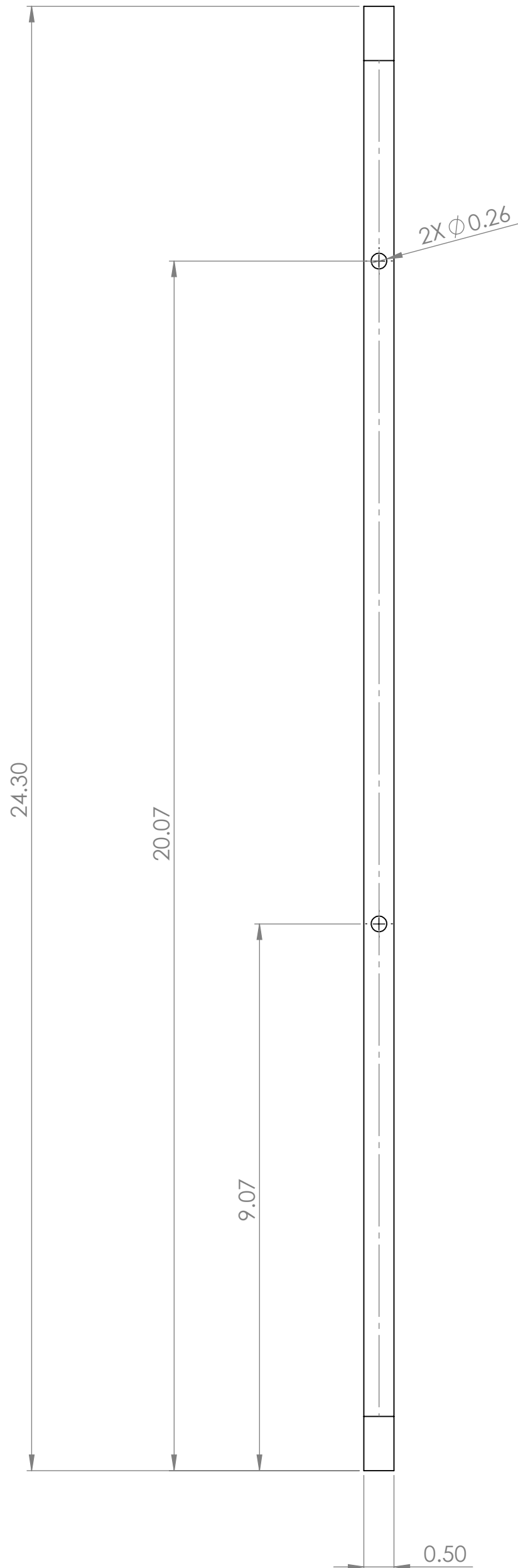
A

D

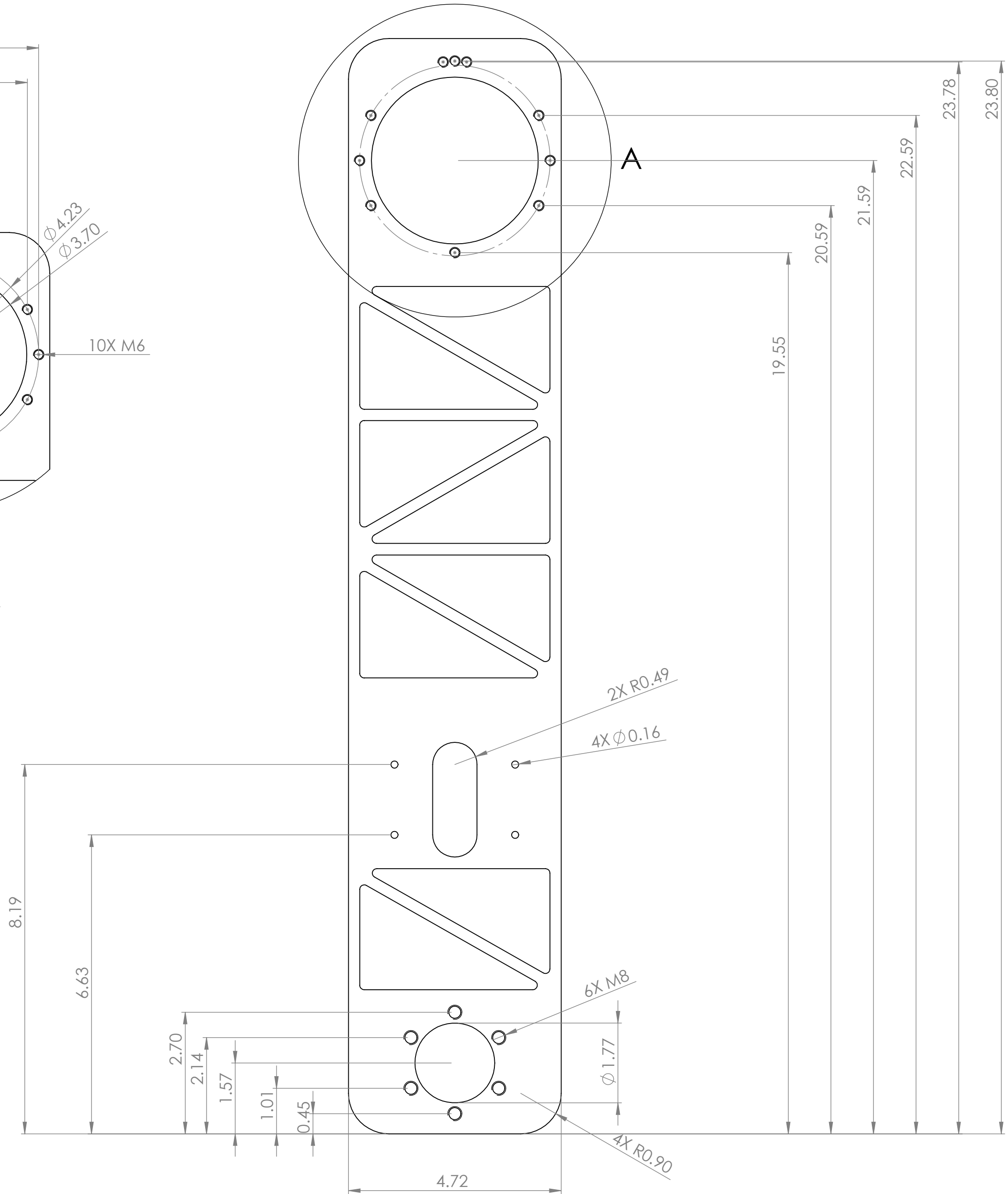
C

B

A



DETAIL A
SCALE 1 : 2



PROPRIETARY AND CONFIDENTIAL
THE INFORMATION CONTAINED IN THIS
DRAWING IS THE SOLE PROPERTY OF
<INSERT COMPANY NAME HERE>. ANY
REPRODUCTION IN PART OR AS A WHOLE
WITHOUT THE WRITTEN PERMISSION OF
<INSERT COMPANY NAME HERE> IS
PROHIBITED.

		UNLESS OTHERWISE SPECIFIED:				
		DIMENSIONS ARE IN INCHES	DRAWN		NAME	DATE
		TOLERANCES: ± 0.0025	CHECKED			
		FRACTIONAL \pm	ENG APPR.			
		ANGULAR: MACH \pm BEND \pm	MFG APPR.			
		TWO PLACE DECIMAL \pm	Q.A.			
		THREE PLACE DECIMAL \pm	COMMENTS:			
		INTERPRET GEOMETRIC			SIZE	DWG. NO.
		TOLERANCING PER:			C	J2_Arm
		MATERIAL			SCALE: 1:5	WEIGHT:
		FINISH				SHEET 1 OF 2
		DO NOT SCALE DRAWING				
NEXT ASSY	USED ON				REV	
APPLICATION						

D

D

C

C

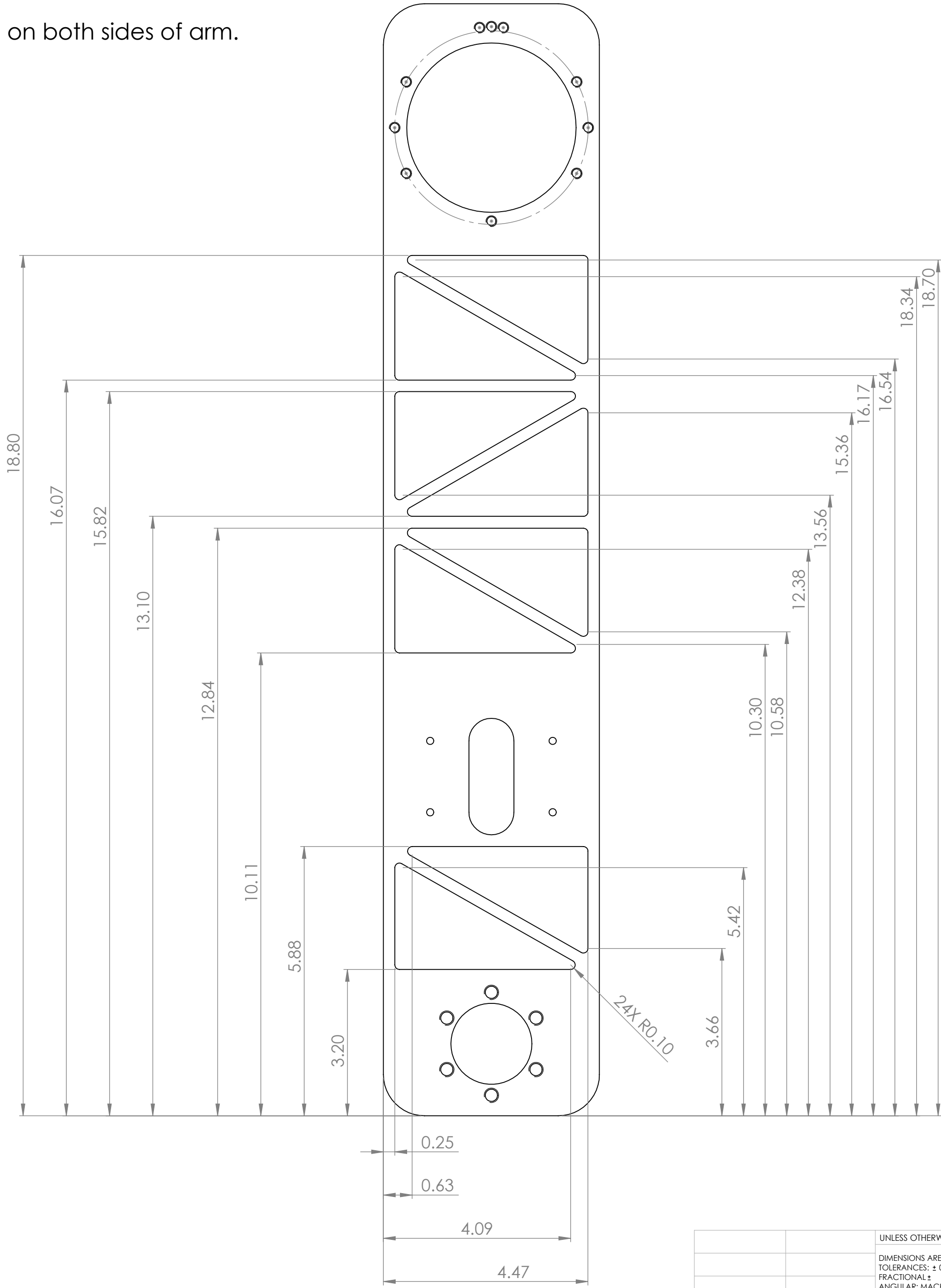
B

B

A

A

Notes:
① Machine out triangles 0.200 inches deep on both sides of arm.



PROPRIETARY AND CONFIDENTIAL
THE INFORMATION CONTAINED IN THIS
DRAWING IS THE SOLE PROPERTY OF
<INSERT COMPANY NAME HERE>. ANY
REPRODUCTION IN PART OR AS A WHOLE
WITHOUT THE WRITTEN PERMISSION OF
<INSERT COMPANY NAME HERE> IS
PROHIBITED.

		UNLESS OTHERWISE SPECIFIED:		NAME	DATE	TITLE:		
		DIMENSIONS ARE IN INCHES	DRAWN					
		TOLERANCES: ± 0.0025	CHECKED					
		FRACTIONAL ±	ENG APPR.					
		ANGULAR: MACH ± BEND ±	MFG APPR.					
		TWO PLACE DECIMAL ±						
		THREE PLACE DECIMAL ±				SIZE DWG. NO. REV C J2_Arm		
		INTERPRET GEOMETRIC	Q.A.					
		TOLERANCING PER:	COMMENTS:					
		MATERIAL						
		FINISH						
NEXT ASSY	USED ON					SCALE: 1:5 WEIGHT: SHEET 2 OF 2		
APPLICATION		DO NOT SCALE DRAWING						